


Read Before Installation


Service Indicator Battery Board BMW Part Number 6211 1 385 094

(Car Data: 5 Series-E28 after 2/86, 6 Series-E24 & 7 Series-E23 after 1/86)




The 094 SI Board is a solid 1-piece board.
No conductor plate attached.

If you cannot reset the SI lights (lights stay on), leave the ignition ON for a few minutes to refresh the high temperature NiCd batteries. Turn off the ignition and try again. If it doesn't reset, hold the reset ON for about 1 minute or until the lights reset. This practice is normal even with the original parts.




Charging Problem:

If charging problem occurs after replacing a part in the cluster, charge indicator circuit (bulb) may be open. (Bad connector contact on the cluster, burned bulb).



If you don't install code plug or code plug is defective, tachometer will not function.




Make sure the temperature/fuel gauge module (some times held by rear nuts) have good ground connection, otherwise needles will jump, stick or not work at all.

It is crucial to use the correct length screws for installing the complete Instrument Cluster, otherwise damage to the traces of SI board will occur voiding the warranty.



Code Plug



Transmission lights

Don't forget to remove the code plug and the transmission lights from the old board and install it on the new one.



We buy Cores for BMW, Mercedes, Volvo, Porsche, Audi, Jaguar and others !

Call 1 (800) 668 – 8843 to obtain our latest CORE REQUEST LIST.

Our operators are waiting!

WWW.PROGRAMAINC.COM